





District Health Assessment for Multiple District 107 through December 2024

		Clubs							Membership							Member Strength		Cancellation		Reports			Finance	Leadership			
District Name	Status/ Number of Months in Status *	Active Clubs	Clubs in Status Quo	Total Clubs	% Status Quo Clubs in Financial Suspension	New Clubs	Cancelled Clubs	YTD Net Club Gain/Loss	Current Members In Active Clubs	Current Members In Status Quo Clubs	Current Total Members Count	YTD Add	YTD Drop	YTD NetGrowth (includes Active and Status Quo)	YTD NetGrowth% (includes Active and Status Quo)	Member Count 12 Months Ago	Average Member Count Per Club	% of Clubs with less than 20 members	Average Cancelled Club Age	Members Lost Due to Cancelled Clubs	% of Clubs Reporting Service	% No MMR in 3 Months	% No Officer Report in 12 months	% of Clubs with balance 90+ days	Number of Zone Chairs Recorded	Number of Region Chairs Recorded	District Officers Vacancies **
107 A		75	0	75	0%	0	2	-2	1756	0	1756	44	78	-34	-1.90%	1,840	23	35%	39	0	47%	45%	1%	4%	14	4	
107 B	T(24)	41	0	41	0%	0	0	0	792	0	792	15	19	-4	-0.50%	811	19	54%	0	0	54%	44%	0%	0%	8	3	
107 C		74	0	74	0%	0	1	-1	1753	0	1753	59	48	11	0.63%	1,815	24	31%	64	0	46%	46%	0%	0%	11	0	
107 D	T(8)	50	0	50	0%	0	2	-2	1180	0	1180	42	45	-3	-0.25%	1,211	24	40%	18	0	60%	42%	0%	2%	9	0	
107 E		67	0	67	0%	0	1	-1	1408	0	1408	24	30	-6	-0.42%	1,424	21	46%	19	0	64%	49%	0%	0%	11	0	
107 F		55	0	55	0%	0	0	0	1293	0	1293	23	38	-15	-1.15%	1,314	24	27%	0	0	47%	51%	0%	0%	9	4	
107 G	T(24)	47	0	47	0%	0	4	-4	922	0	922	23	37	-14	-1.50%	993	20	53%	50	11	62%	51%	0%	2%	0	0	2nd VDG
107 H	T(24)	39	0	39	0%	0	2	-2	961	0	961	45	40	5	0.52%	974	25	23%	47	12	100%	18%	0%	3%	8	0	
107 I	T(24)	44	0	44	0%	0	1	-1	832	0	832	21	27	-6	-0.72%	868	19	61%	52	0	55%	41%	0%	0%	8	3	
107 K	T(24)	38	0	38	0%	0	0	0	889	0	889	24	47	-23	-2.52%	893	23	32%	0	0	71%	47%	3%	0%	7	4	
107 L	T(24)	34	0	34	0%	0	0	0	794	0	794	23	23	0	0.00%	781	23	38%	0	0	79%	41%	0%	0%	8	4	
107 M	T(1)	55	0	55	0%	0	0	0	1247	0	1247	23	55	-32	-2.50%	1,293	23	36%	0	0	73%	53%	0%	2%	11	4	
107 N		66	0	66	0%	0	0	0	1332	0	1332	30	39	-9	-0.67%	1,370	20	56%	0	0	62%	42%	0%	0%	12	0	
107 O	T(24)	50	0	50	0%	0	0	0	886	0	886	20	22	-2	-0.23%	918	18	62%	0	0	40%	50%	4%	2%	8	0	
		735	0	735	0%	0	13	-13	16045	0	16045	416	548	-132	-0.82%	16,505	22	42%	42	23	59%	45%	1%	1%	124	26	




District Health Assessment for Multiple District 107 through December 2024

		Clubs							Membership							Member Strength		Cancellation		Reports			Finance	Leadership			
District Name	Status/ Number of Months in Status *	Active Clubs	Clubs in Status Quo	Total Clubs	% Status Quo Clubs in Financial Suspension	New Clubs	Cancelled Clubs	YTD Net Club Gain/Loss	Current Members In Active Clubs	Current Members In Status Quo Clubs	Current Total Members Count	YTD Add	YTD Drop	YTD NetGrowth (includes Active and Status Quo)	YTD NetGrowth% (includes Active and Status Quo)	Member Count 12 Months Ago	Average Member Count Per Club	% of Clubs with less than 20 members	Average Cancelled Club Age	Members Lost Due to Cancelled Clubs	% of Clubs Reporting Service	% No MMR in 3 Months	% No Officer Report in 12 months	% of Clubs with balance 90+ days	Number of Zone Chairs Recorded	Number of Region Chairs Recorded	District Officers Vacancies **
109 A	T(22)	43	1	44	100%	0	4	-4	1047	11	1058	50	56	-6	-0.56%	1,091	24	43%	52	10	41%	36%	2%	34%	4	0	GST
109 B	T(24)	29	0	29	0%	0	0	0	650	0	650	10	25	-15	-2.26%	675	22	34%	0	0	52%	41%	7%	21%	2	0	2nd VDG,GLT
		72	1	73	100%	0	4	-4	1697	11	1708	60	81	-21	-1.21%	1,766	24	40%	52	10	45%	38%	4%	29%	6	0	




District Health Assessment for District 120 through December 2024

 Status/ Number of Months in Status *		Clubs							Membership							Member Strength		Cancellation		Reports			Finance	Leadership			
		Active Clubs	Clubs in Status Quo	Total Clubs	% Status Quo in Financial Suspension	New Clubs	Cancelled Clubs	YTD Net Club Gain/Loss	Current Members In Active Clubs	Current Members In Status Quo Clubs	Current Total Members Count	YTD Add	YTD Drop	YTD NetGrowth (includes Active and Status Quo)	YTD NetGrowth% (includes Active and Status Quo)	Member Count 12 Months Ago	Average Member Count Per Club	% of Clubs with less than 20 members	Average Cancelled Club Age	Members Lost Due to Cancelled Clubs	% of Clubs Reporting Service	% No MMR in 3 Months	% No Officer Report in 12 months	% of Clubs with balance 90+ days	Number of Zone Chairs Recorded	Number of Region Chairs Recorded	District Officers Vacancies **
120	T(24)	58	0	58	0%	0	2	-2	1059	0	1059	15	54	-39	-3.55%	1,111	18	50%	29	14	10%	60%	0%	2%	10	4	
		58	0	58	0%	0	2	-2	1059	0	1059	15	54	-39	-3.55%	1,111	18	50%	29	14	10%	60%	0%	2%	10	4	



District Health Assessment for District 131 through December 2024

		Clubs							Membership							Member Strength		Cancellation		Reports			Finance	Leadership			
District Name	Status/ Number of Months in Status *	Active Clubs	Clubs in Status Quo	Total Clubs	% Status Quo in Financial Suspension	New Clubs	Cancelled Clubs	YTD Net Club Gain/Loss	Current Members In Active Clubs	Current Members In Status Quo Clubs	Current Total Members Count	YTD Add	YTD Drop	YTD NetGrowth (includes Active and Status Quo)	YTD NetGrowth% (includes Active and Status Quo)	Member Count 12 Months Ago	Average Member Count Per Club	% of Clubs with less than 20 members	Average Cancelled Club Age	Members Lost Due to Cancelled Clubs	% of Clubs Reporting Service	% No MMR in 3 Months	% No Officer Report in 12 months	% of Clubs with balance 90+ days	Number of Zone Chairs Recorded	Number of Region Chairs Recorded	District Officers Vacancies **
131	P	36	0	36	0%	0	0	0	721	0	721	15	23	-8	-1.10%	722	20	50%	0	0	39%	67%	6%	0%	0	0	
		36	0	36	0%	0	0	0	721	0	721	15	23	-8	-1.10%	722	20	50%	0	0	39%	67%	6%	0%	0	0	



District Health Assessment for Ident 5891 - REP OF LATVIA - UND through December 2024

Status/ District Name		Clubs							Membership							Member Strength		Cancellation		Reports			Finance		Leadership		
		Active Clubs	Clubs in Status Quo	Total Clubs	% Status Quo Clubs in Financial Suspension	New Clubs	Cancelled Clubs	YTD Net Club Gain/Loss	Current Members In Active Clubs	Current Members In Status Quo Clubs	Current Total Members Count	YTD Add	YTD Drop	YTD NetGrowth (includes Active and Status Quo)	YTD NetGrowth% (includes Active and Status Quo)	Member Count 12 Months Ago	Average Member Count Per Club	% of Clubs with less than 20 members	Average Cancelled Club Age	Members Lost Due to Cancelled Clubs	% of Clubs Reporting Service	% No MMR in 3 Months	% No Officer Report in 12 months	% of Clubs with balance 90+ days	Number of Zone Chairs Recorded	Number of Region Chairs Recorded	District Officers Vacancies **
Ident 5891 - REP OF LATVIA		5	0	5	0%	0	1	-1	23	0	23	0	11	-11	-32.35%	33	5	100%	32	6	0%	60%	0%	0%	0	0	
		5	0	5	0%	0	1	-1	23	0	23	0	11	-11	-32.35%	33	5	100%	32	6	0%	60%	0%	0%	0	0	

* - District Status: P - Provisional, T - Transitional.
** - District Officers Vacancies: DG - District Governor, 1st VDG - First Vice District Governor, 2nd VDG - Second Vice District Governor.